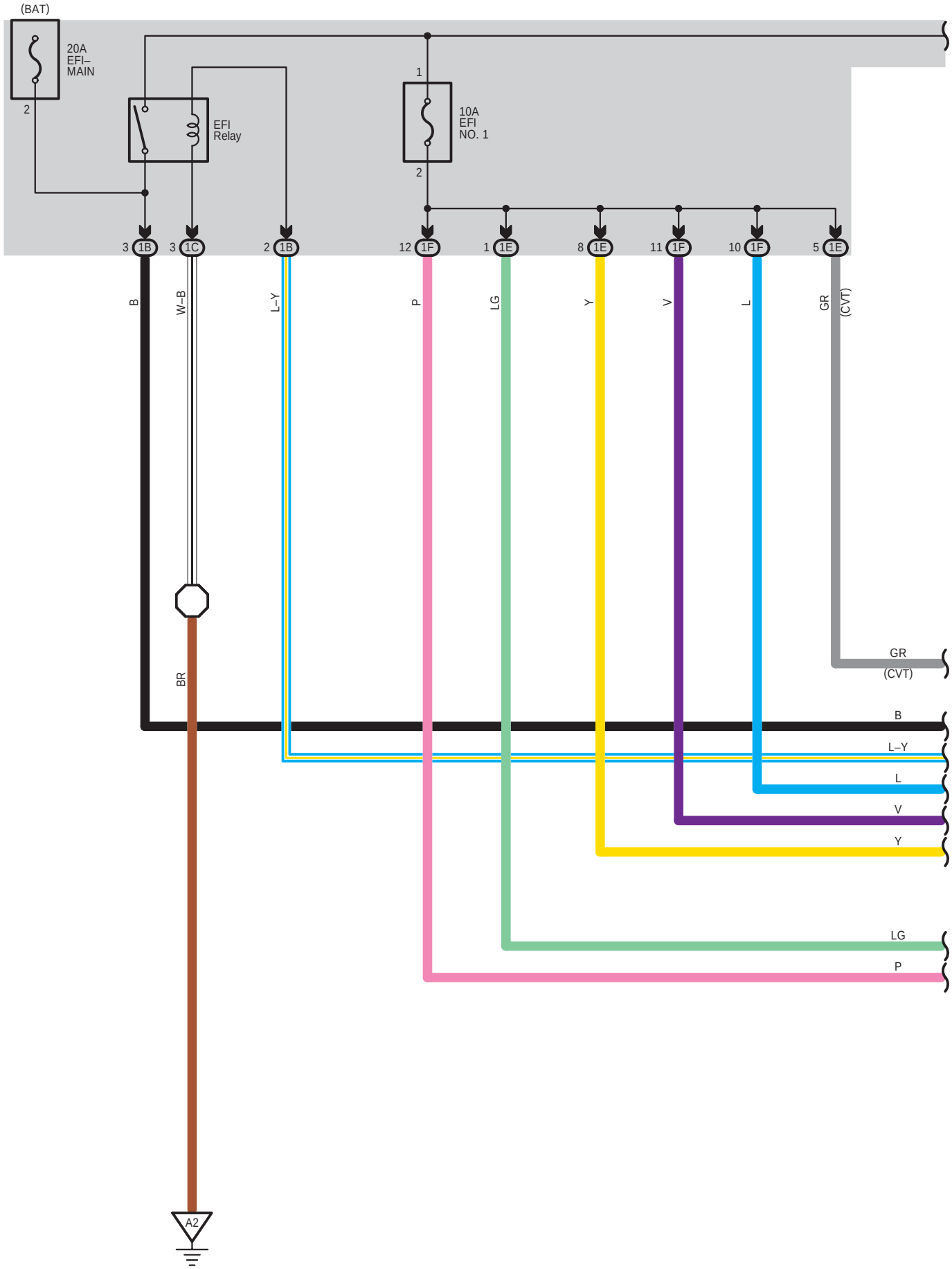
(BAT)
20A
EFI–
MAIN
2
EFI
Relay
1
10A
EFI
NO. 1
2
3 1B
3 1C
2 1B
12 1F
1 1E
8 1E
11 1F
10 1F
5 1E
B
W–B
L–Y
P
LG
Y
V
L
GR
(CVT)
BR
GR
(CVT)
B
L–Y
L
V
Y
LG
P
A2

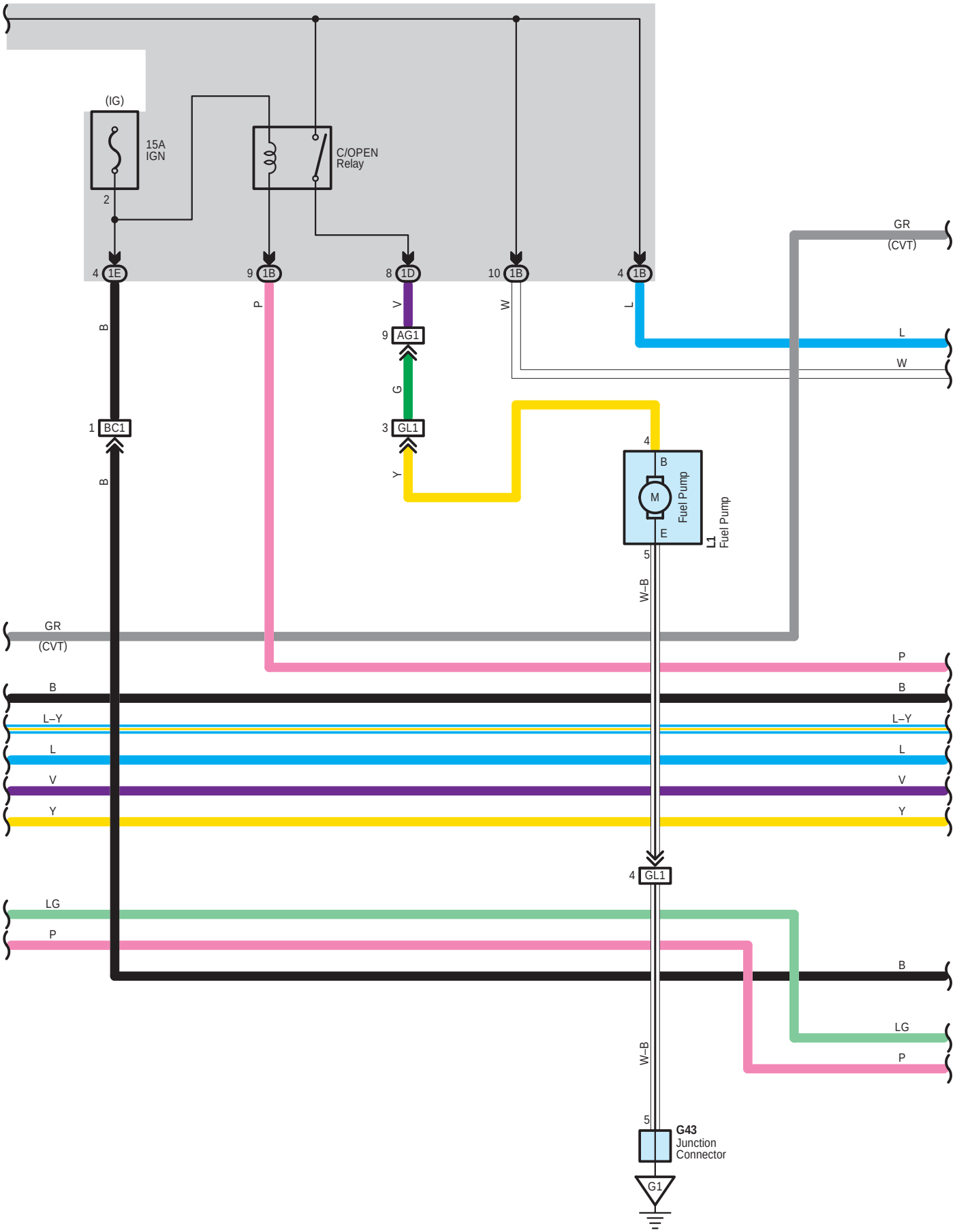
(IG)
15A
IGN
2
C/OPEN
Relay
4 1E
9 1B
8 1D
10 1B
4 1B
GR
(CVT)
B
P
V
W
L
9 AG1
G
3 GL1
Y
1 BC1
B
4
B
M
Fuel Pump
E
L1
Fuel Pump
5
W–B
GR
(CVT)
P
B
B
L–Y
L–Y
L
L
V
V
Y
Y
4 GL1
LG
P
B
LG
P
W–B
5
G43
Junction
Connector
G1

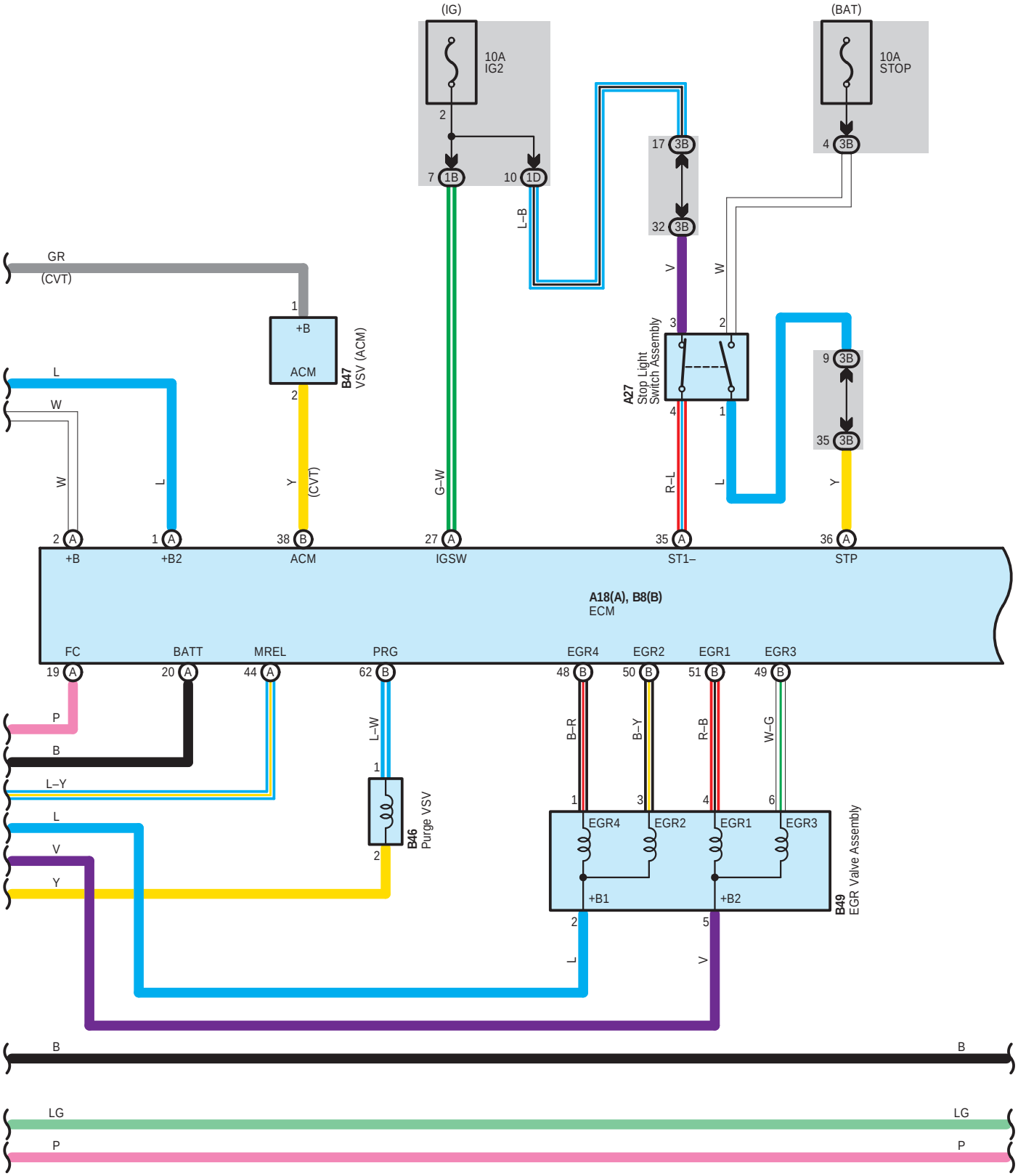
(IG)
10A
IG2
(BAT)
10A
STOP
GR
(CVT)
+B
ACM
B47
VSV (ACM)
A27
Stop Light
Switch Assembly
L
W
Y
(CVT)
G–W
R–L
L–B
V
W
+B
+B2
ACM
IGSW
ST1–
STP
A18(A), B8(B)
ECM
FC
BATT
MREL
PRG
EGR4
EGR2
EGR1
EGR3
P
B
L–Y
L–W
B46
Purge VSV
B–R
B–Y
R–B
W–G
+B1
+B2
B49
EGR Valve Assembly
LG

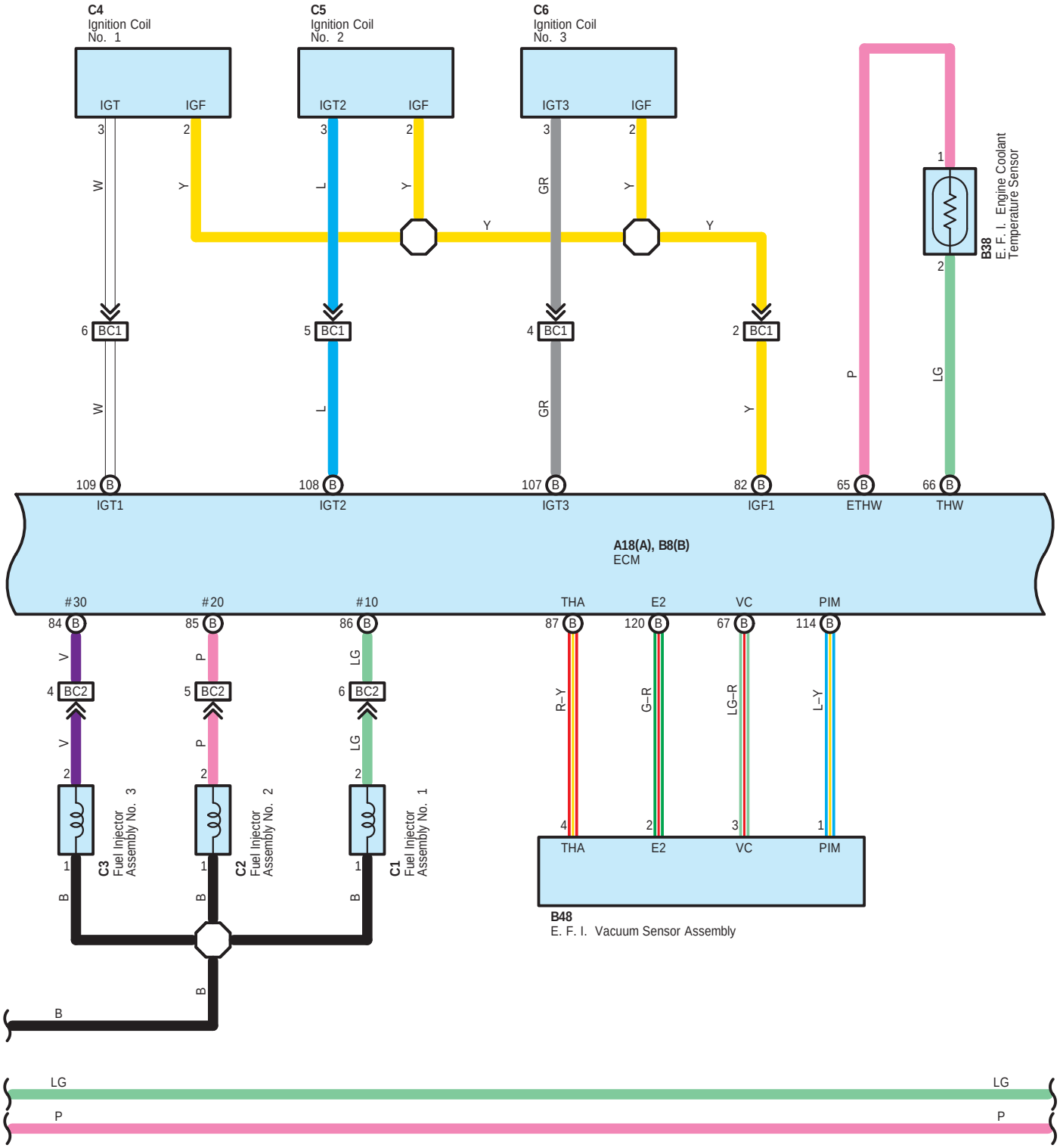
C4
Ignition Coil
No. 1
C5
Ignition Coil
No. 2
C6
Ignition Coil
No. 3
IGT
IGF
IGT2
IGF
IGT3
IGF
BC1
W
Y
L
GR
P
LG
B38
E. F. I. Engine Coolant
Temperature Sensor
109
108
107
82
65
66
IGT1
IGT2
IGT3
IGF1
ETHW
THW
A18(A), B8(B)
ECM
#30
#20
#10
THA
E2
VC
PIM
84
85
86
87
120
67
114
BC2
V
R–Y
G–R
LG–R
L–Y
C3
Fuel Injector
Assembly No. 3
C2
Fuel Injector
Assembly No. 2
C1
Fuel Injector
Assembly No. 1
B48
E. F. I. Vacuum Sensor Assembly

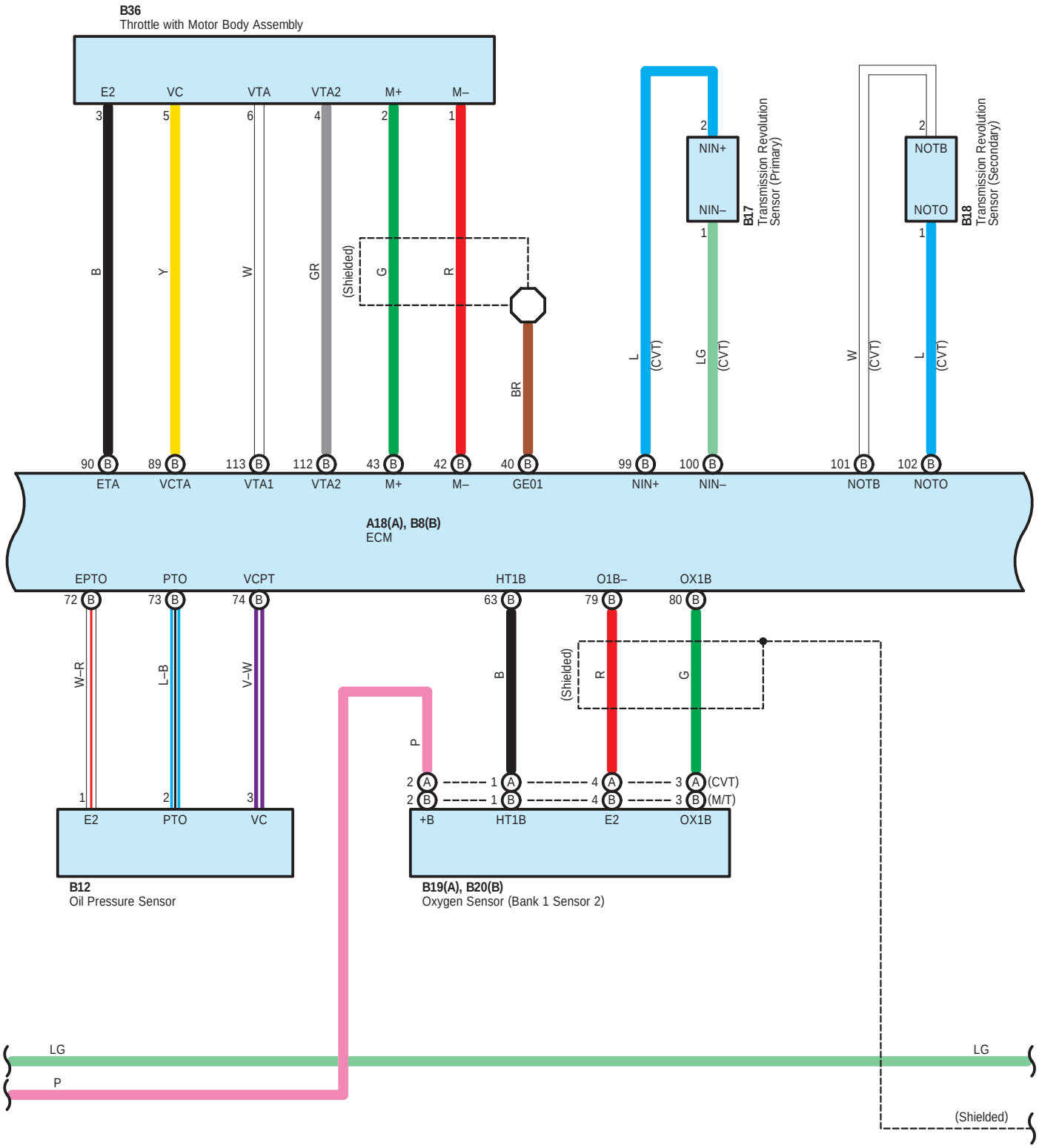
B36
Throttle with Motor Body Assembly
E2
VC
VTA
VTA2
M+
M–
3
5
6
4
2
1
B
Y
W
GR
(Shielded)
G
R
BR
2
NIN+
NIN–
1
B17
Transmission Revolution Sensor (Primary)
L
(CVT)
LG
(CVT)
2
NOTB
NOTO
1
B18
Transmission Revolution Sensor (Secondary)
W
(CVT)
L
(CVT)
90 B
89 B
113 B
112 B
43 B
42 B
40 B
99 B
100 B
101 B
102 B
ETA
VCTA
VTA1
VTA2
M+
M–
GE01
NIN+
NIN–
NOTB
NOTO
A18(A), B8(B)
ECM
EPTO
PTO
VCPT
HT1B
O1B–
OX1B
72 B
73 B
74 B
63 B
79 B
80 B
W–R
L–B
V–W
B
(Shielded)
R
G
P
2 A
1 A
4 A
3 A (CVT)
2 B
1 B
4 B
3 B (M/T)
1
2
3
E2
PTO
VC
+B
HT1B
E2
OX1B
B12
Oil Pressure Sensor
B19(A), B20(B)
Oxygen Sensor (Bank 1 Sensor 2)
LG
P
LG
(Shielded)

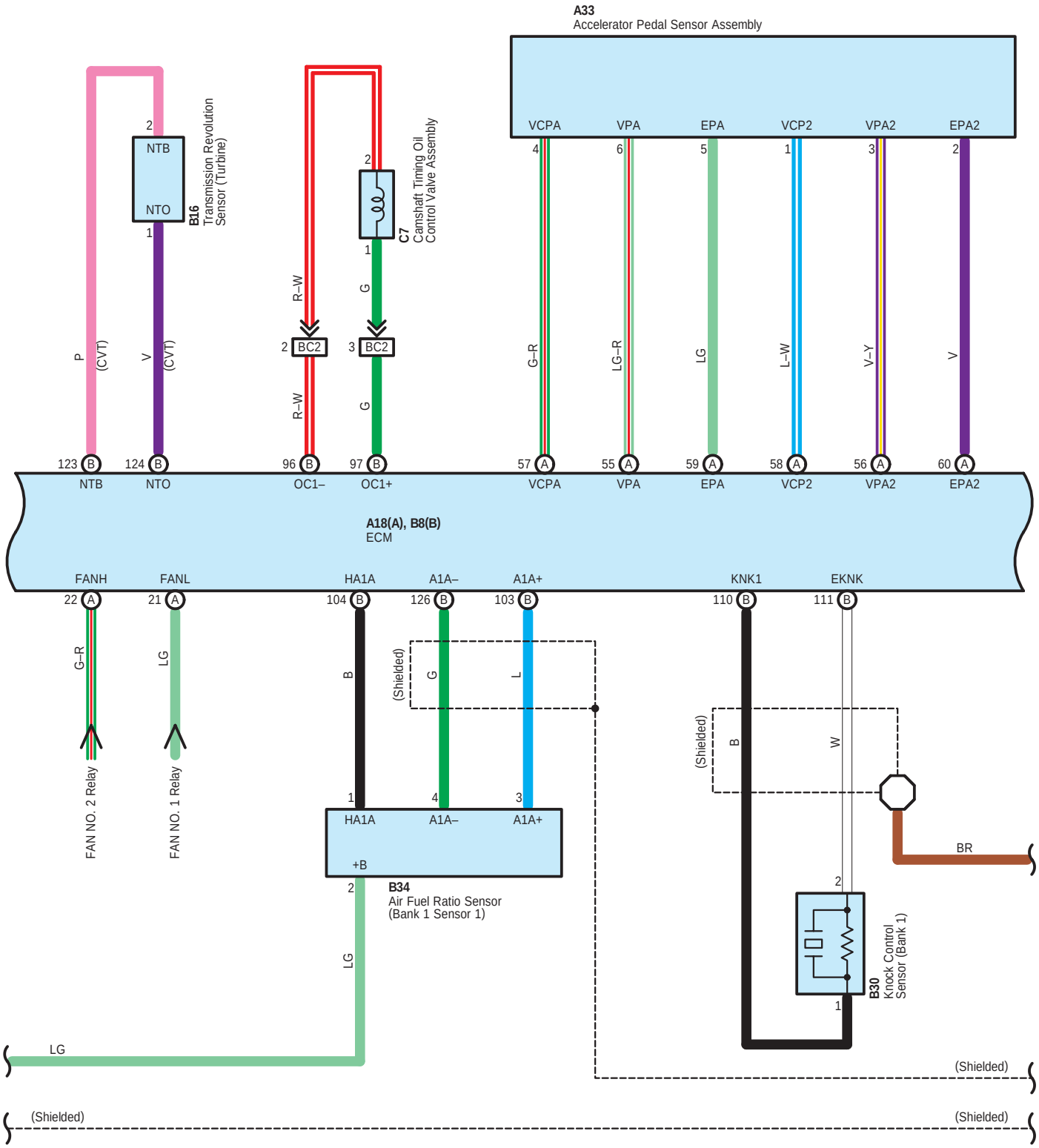
A33
Accelerator Pedal Sensor Assembly
VCPA
VPA
EPA
VCP2
VPA2
EPA2
B16
Transmission Revolution Sensor (Turbine)
NTB
NTO
C7
Camshaft Timing Oil Control Valve Assembly
BC2
P
(CVT)
V
R–W
G
G–R
LG–R
LG
L–W
V–Y
123
124
96
97
57
55
59
58
56
60
OC1–
OC1+
A18(A), B8(B)
ECM
FANH
FANL
HA1A
A1A–
A1A+
KNK1
EKNK
22
21
104
126
103
110
111
(Shielded)
B
L
W
FAN NO. 2 Relay
FAN NO. 1 Relay
+B
B34
Air Fuel Ratio Sensor (Bank 1 Sensor 1)
B30
Knock Control Sensor (Bank 1)
BR

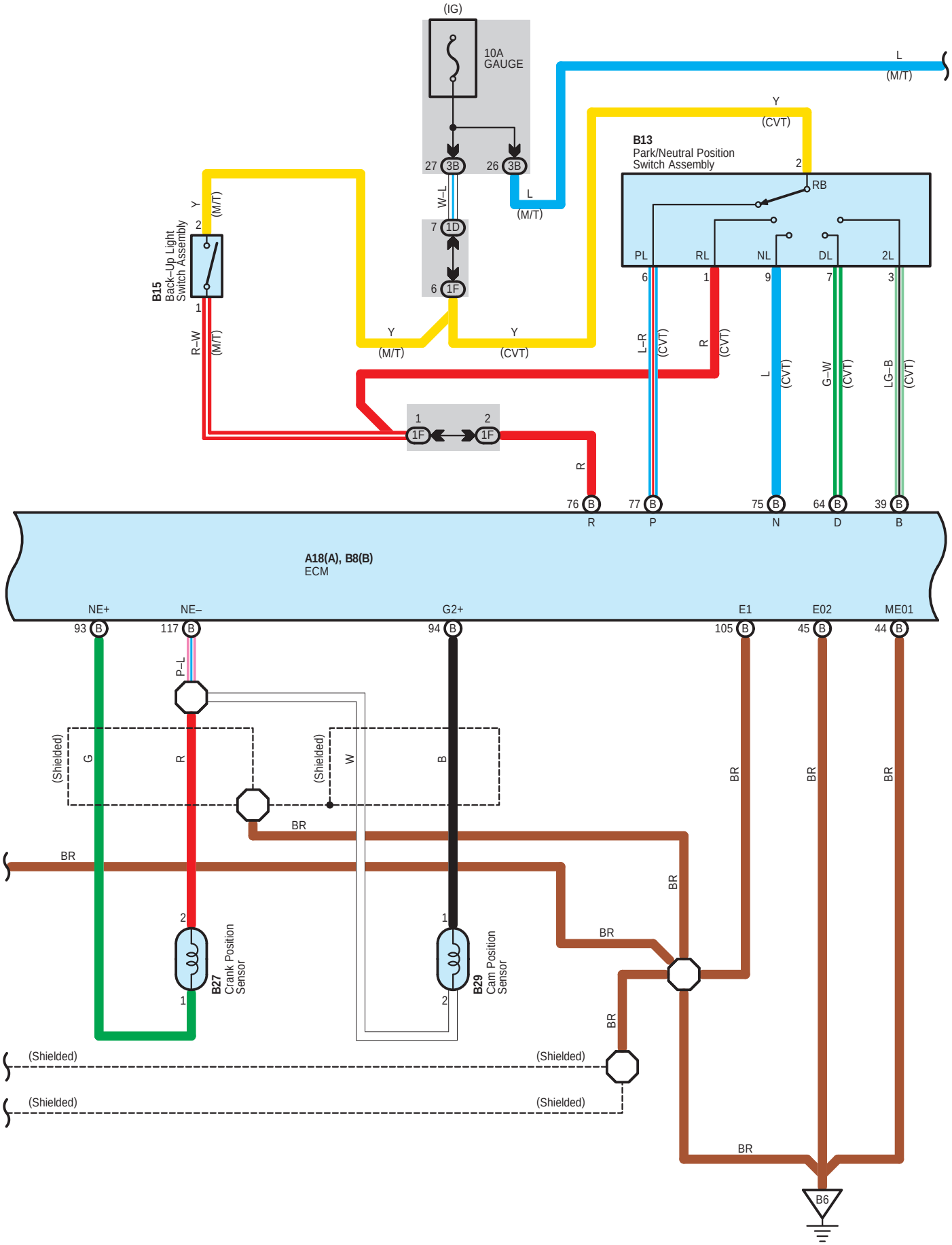
(IG)
10A
GAUGE
27 3B
26 3B
W–L
7 1D
6 1F
L
(M/T)
Y
(CVT)
B13
Park/Neutral Position
Switch Assembly
2
RB
PL
RL
NL
DL
2L
6
1
9
7
3
B15
Back–Up Light
Switch Assembly
Y
(M/T)
2
1
R–W
(M/T)
Y
(M/T)
Y
(CVT)
L–R
(CVT)
R
(CVT)
L
(CVT)
G–W
(CVT)
LG–B
(CVT)
1 1F
2 1F
R
76 B
77 B
75 B
64 B
39 B
R
P
N
D
B
A18(A), B8(B)
ECM
NE+
NE–
G2+
E1
E02
ME01
93 B
117 B
94 B
105 B
45 B
44 B
P–L
(Shielded)
G
R
(Shielded)
W
B
BR
BR
BR
BR
BR
BR
BR
BR
2
1
B27
Crank Position
Sensor
1
2
B29
Cam Position
Sensor
(Shielded)
(Shielded)
(Shielded)
(Shielded)
BR
B6

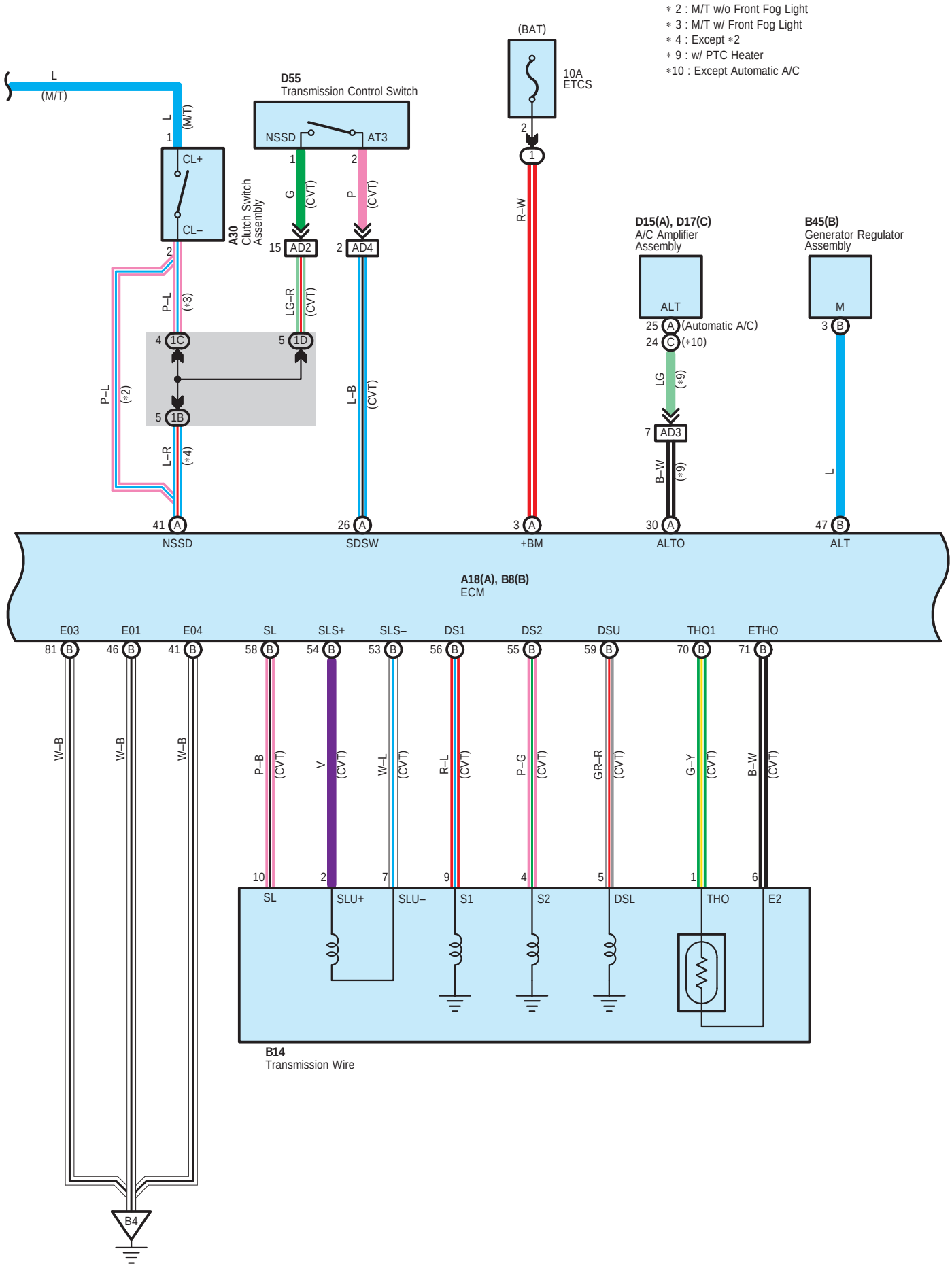
∗ 2 : M/T w/o Front Fog Light
∗ 3 : M/T w/ Front Fog Light
∗ 4 : Except ∗2
∗ 9 : w/ PTC Heater
∗10 : Except Automatic A/C
(BAT)
10A
ETCS
D55
Transmission Control Switch
NSSD
AT3
A30
Clutch Switch
Assembly
CL+
CL–
AD2
AD4
D15(A), D17(C)
A/C Amplifier
Assembly
ALT
(Automatic A/C)
(∗10)
AD3
B45(B)
Generator Regulator
Assembly
M
A18(A), B8(B)
ECM
NSSD
SDSW
+BM
ALTO
ALT
E03
E01
E04
SL
SLS+
SLS–
DS1
DS2
DSU
THO1
ETHO
SLU+
SLU–
S1
S2
DSL
THO
E2
B14
Transmission Wire
B4

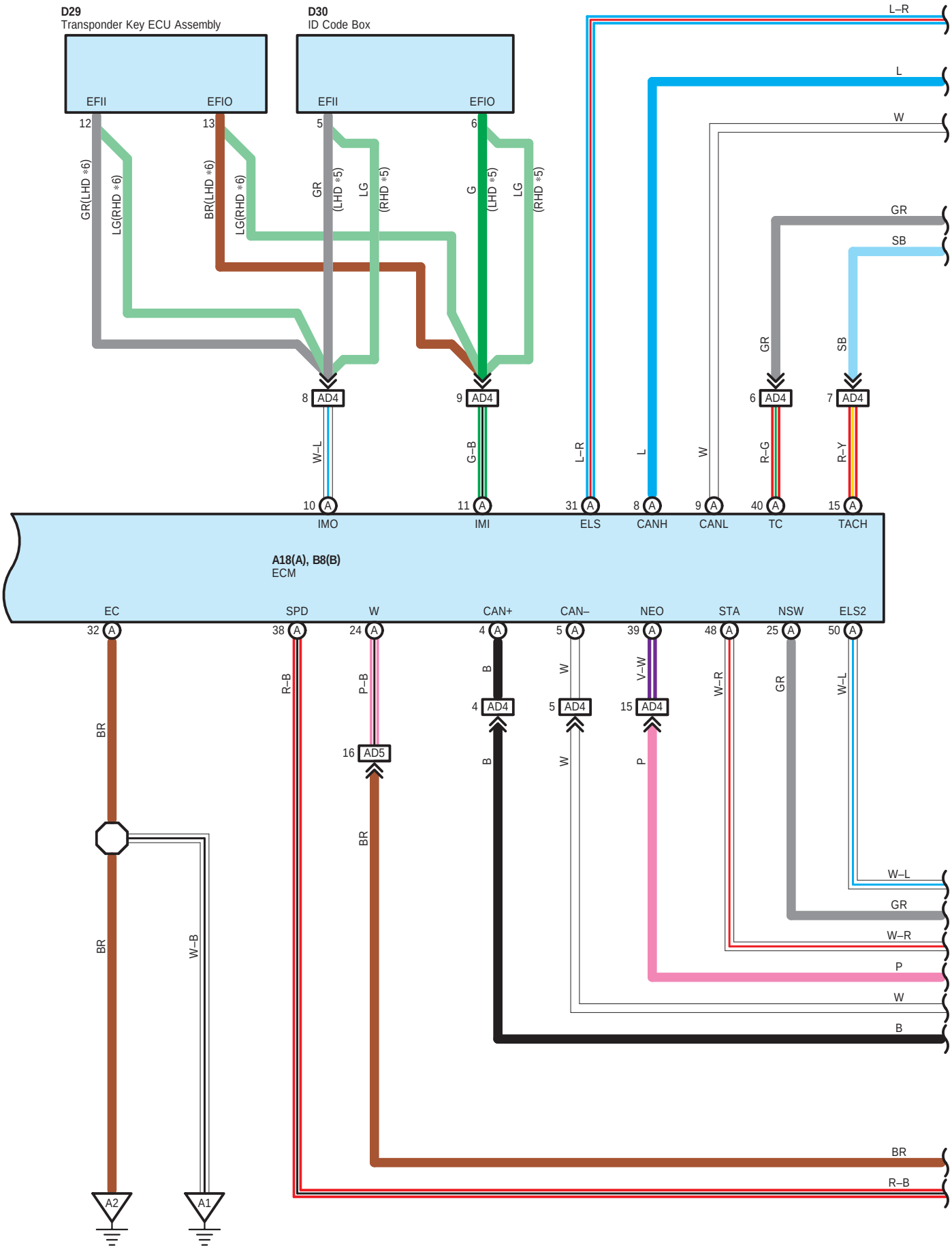
D29
Transponder Key ECU Assembly
EFII
EFIO
12
13
GR(LHD *6)
LG(RHD *6)
BR(LHD *6)
LG(RHD *6)
D30
ID Code Box
EFII
EFIO
5
6
GR
(LHD *5)
LG
(RHD *5)
G
(LHD *5)
LG
(RHD *5)
L–R
L
W
GR
SB
8 AD4
9 AD4
6 AD4
7 AD4
W–L
G–B
L–R
L
W
R–G
R–Y
10 A
11 A
31 A
8 A
9 A
40 A
15 A
IMO
IMI
ELS
CANH
CANL
TC
TACH
A18(A), B8(B)
ECM
EC
SPD
W
CAN+
CAN–
NEO
STA
NSW
ELS2
32 A
38 A
24 A
4 A
5 A
39 A
48 A
25 A
50 A
R–B
P–B
B
W
V–W
W–R
GR
W–L
4 AD4
5 AD4
15 AD4
16 AD5
B
W
P
BR
BR
BR
W–B
W–L
GR
W–R
P
W
B
BR
R–B
A2
A1

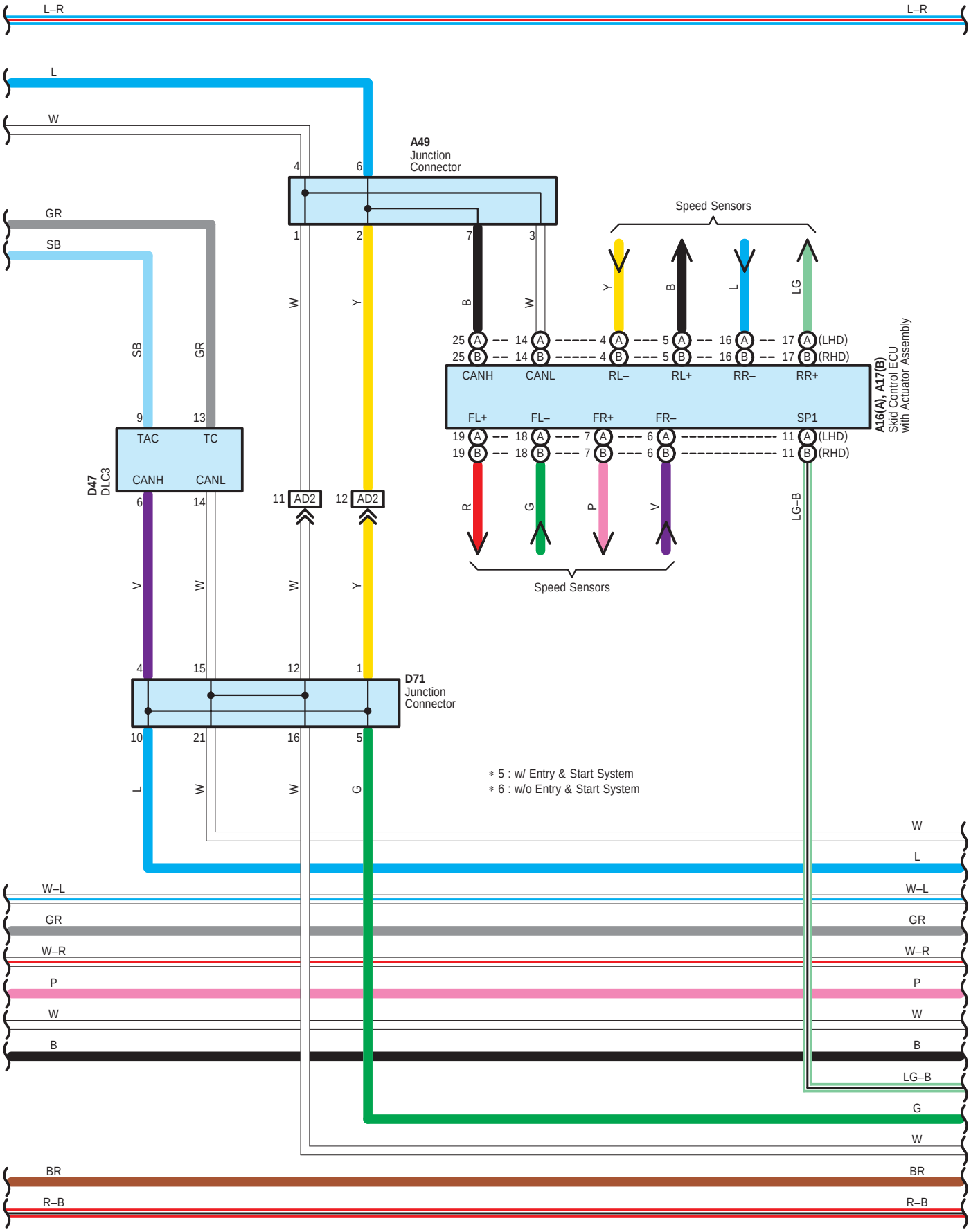
L–R
L–R
L
W
A49
Junction
Connector
4
6
1
2
7
3
GR
SB
Speed Sensors
W
Y
B
W
Y
B
L
LG
25 A
25 B
14 A
14 B
4 A
4 B
5 A
5 B
16 A
16 B
17 A (LHD)
17 B (RHD)
CANH
CANL
RL–
RL+
RR–
RR+
A16(A), A17(B)
Skid Control ECU
with Actuator Assembly
FL+
FL–
FR+
FR–
SP1
19 A
19 B
18 A
18 B
7 A
7 B
6 A
6 B
11 A (LHD)
11 B (RHD)
SB
GR
9
13
TAC
TC
D47
DLC3
CANH
CANL
6
14
11 AD2
12 AD2
R
G
P
V
LG–B
Speed Sensors
V
W
W
Y
4
15
12
1
D71
Junction
Connector
10
21
16
5
L
W
W
G
* 5 : w/ Entry & Start System
* 6 : w/o Entry & Start System
W
L
W–L
W–L
GR
GR
W–R
W–R
P
P
W
W
B
B
LG–B
G
W
BR
BR
R–B
R–B

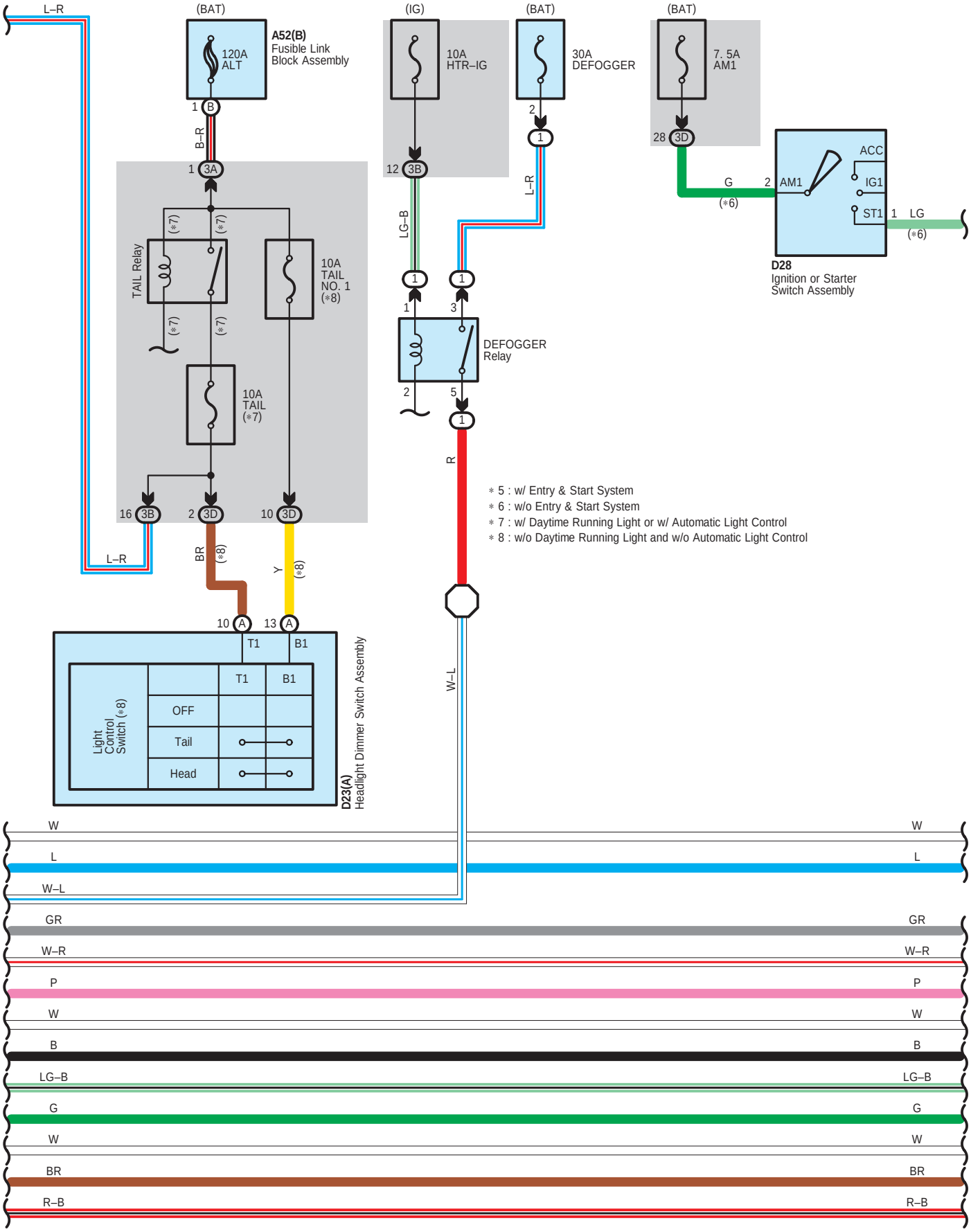
L–R
(BAT)
120A
ALT
A52(B)
Fusible Link
Block Assembly
1 B
B–R
1 3A
TAIL Relay
(*7)
10A
TAIL
NO. 1
(*8)
10A
TAIL
(*7)
16 3B
2 3D
10 3D
BR
(*8)
Y
(*8)
L–R
10 A
13 A
T1
B1
Light
Control
Switch (*8)
OFF
Tail
Head
D23(A)
Headlight Dimmer Switch Assembly
(IG)
10A
HTR–IG
12 3B
LG–B
(BAT)
30A
DEFOGGER
2
1
L–R
1
3
DEFOGGER
Relay
2
5
1
R
W–L
(BAT)
7. 5A
AM1
28 3D
G
(*6)
2 AM1
ACC
IG1
ST1
1 LG
(*6)
D28
Ignition or Starter
Switch Assembly
* 5 : w/ Entry & Start System
* 6 : w/o Entry & Start System
* 7 : w/ Daytime Running Light or w/ Automatic Light Control
* 8 : w/o Daytime Running Light and w/o Automatic Light Control
W
L
W–L
GR
W–R
P
W
B
LG–B
G
W
BR
R–B

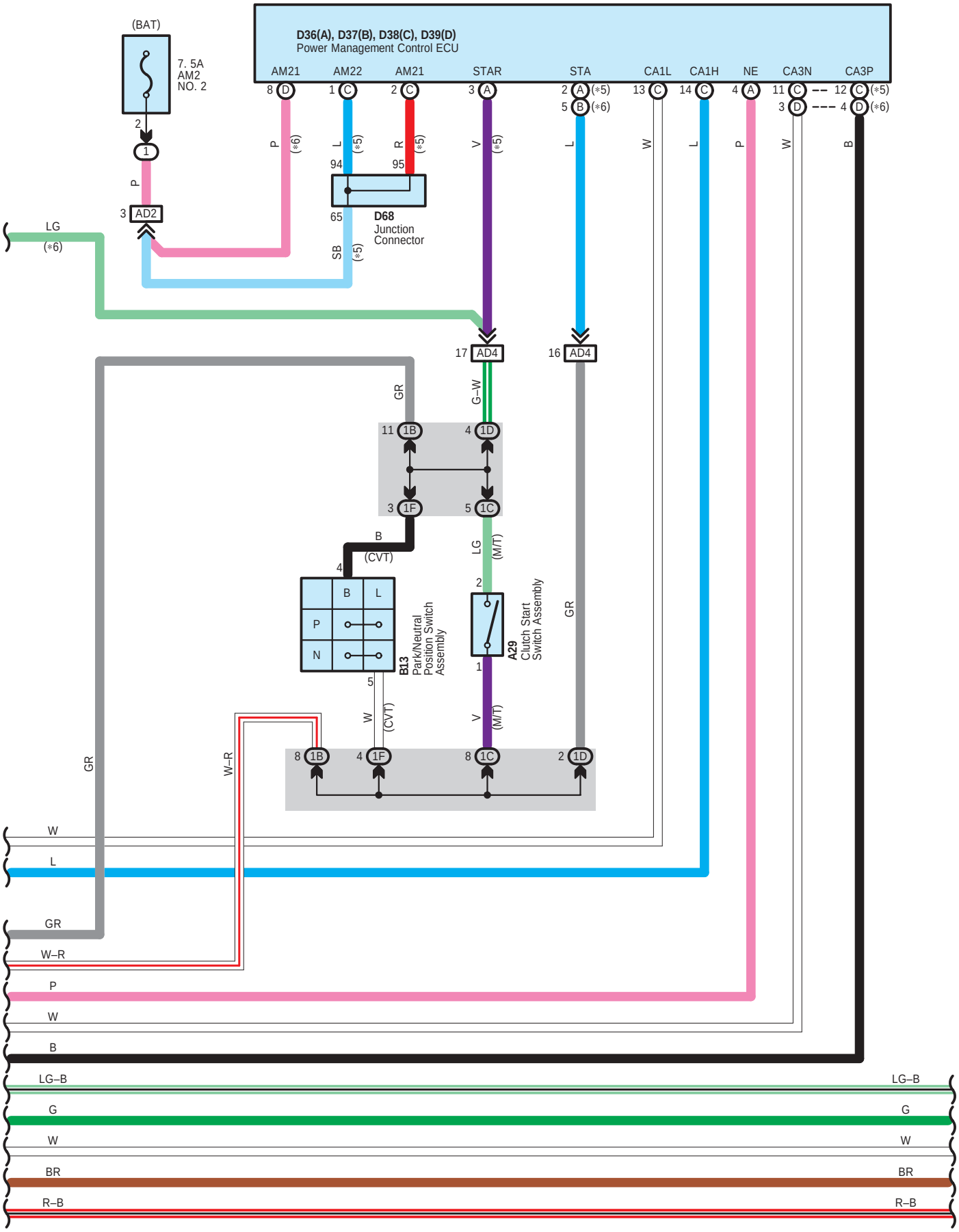
(BAT)
7. 5A
AM2
NO. 2
D36(A), D37(B), D38(C), D39(D)
Power Management Control ECU
AM21
AM22
AM21
STAR
STA
CA1L
CA1H
NE
CA3N
CA3P
D68
Junction
Connector
AD2
AD4
AD4
B13
Park/Neutral
Position Switch
Assembly
A29
Clutch Start
Switch Assembly
LG
(*6)
W
L
GR
W–R
P
W
B
LG–B
G
W
BR
R–B

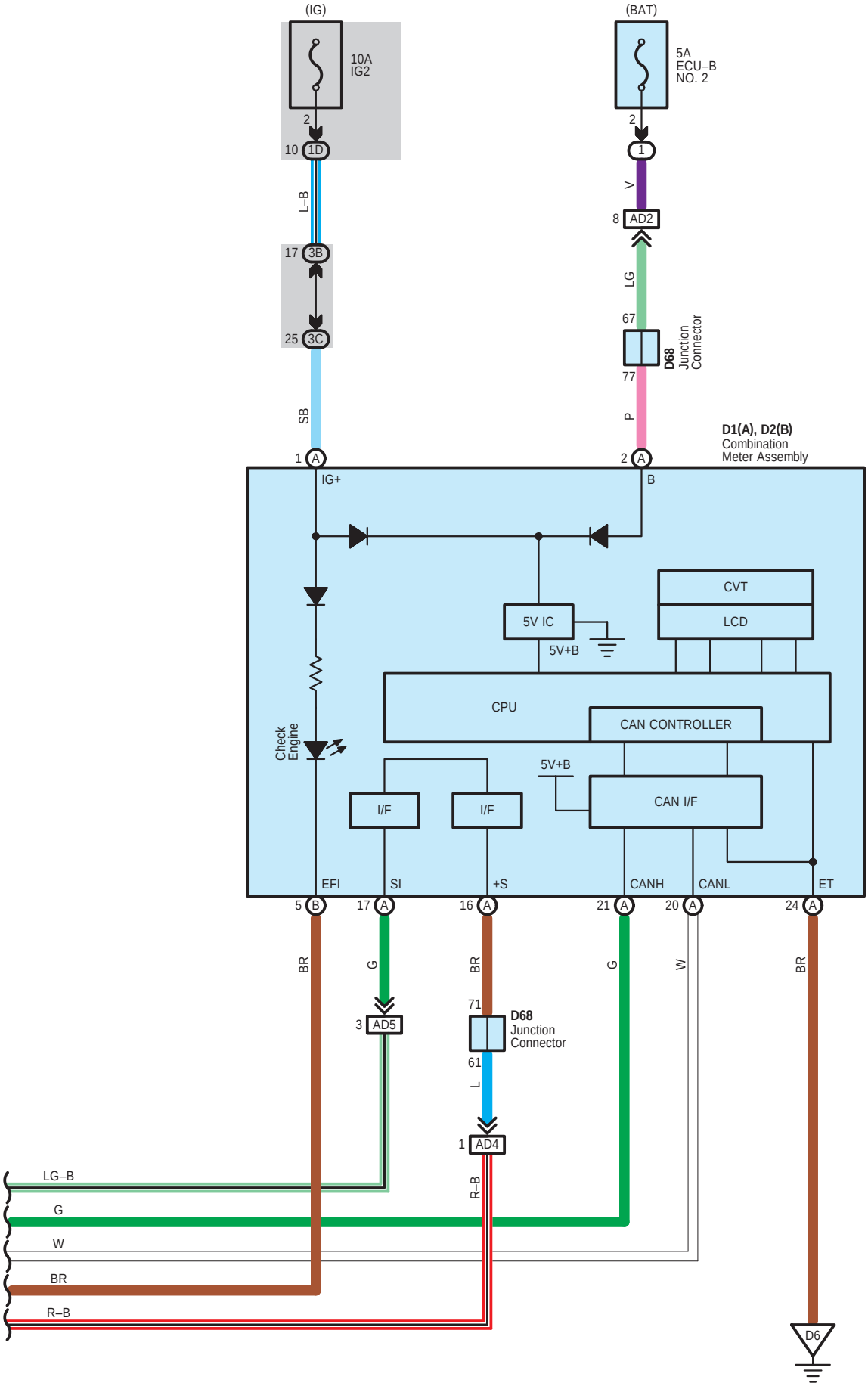
(IG)
10A
IG2
2
10 1D
L–B
17 3B
25 3C
SB
1 A
IG+
(BAT)
5A
ECU–B
NO. 2
2
1
V
8 AD2
LG
67
D68
Junction
Connector
77
P
2 A
B
D1(A), D2(B)
Combination
Meter Assembly
CVT
LCD
5V IC
5V+B
CPU
CAN CONTROLLER
Check
Engine
5V+B
I/F
I/F
CAN I/F
EFI
SI
+S
CANH
CANL
ET
5 B
17 A
16 A
21 A
20 A
24 A
BR
G
BR
G
W
BR
3 AD5
71
D68
Junction
Connector
61
L
1 AD4
R–B
LG–B
G
W
BR
R–B
D6

A 16
Black

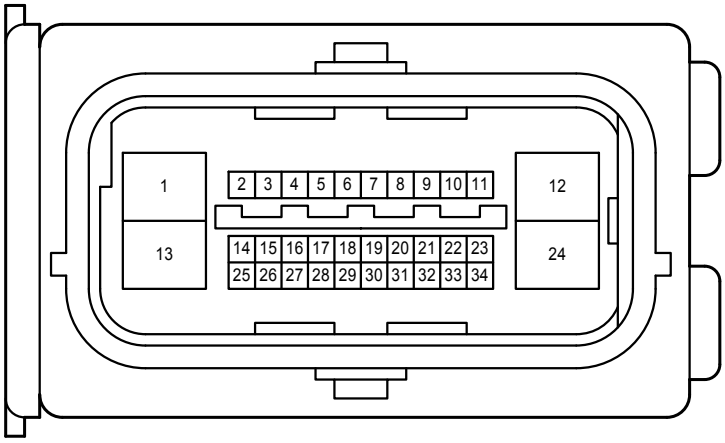

A 17
Black

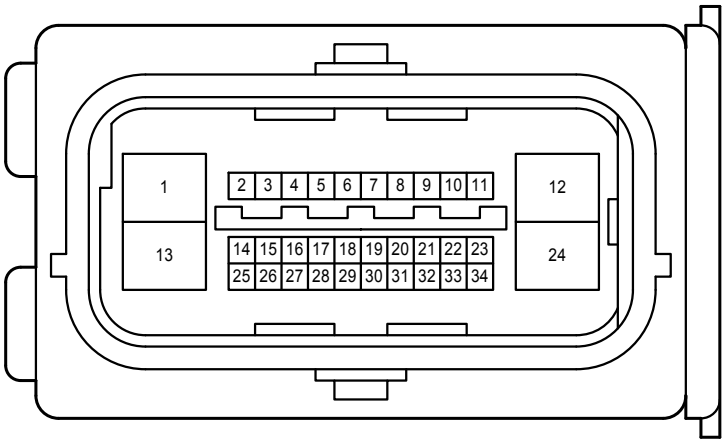

A 18
Black

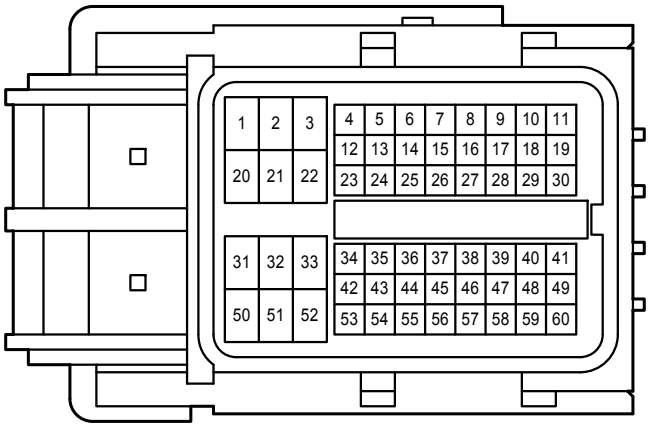

A 27
White

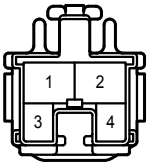

A 29
Black



A 30
White



A 33
Black



A 49
White

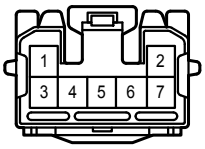

A 52
White

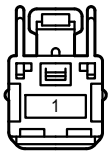

B 8
Black

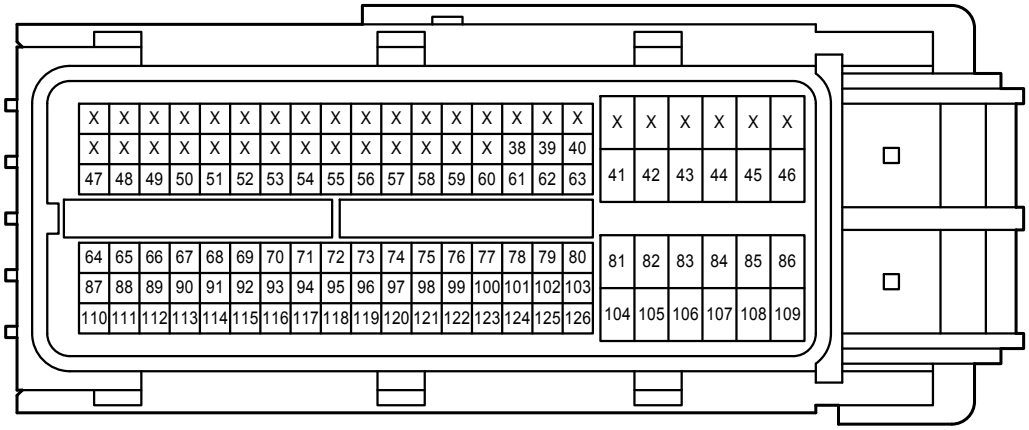

B 12
Black



B 13
Gray

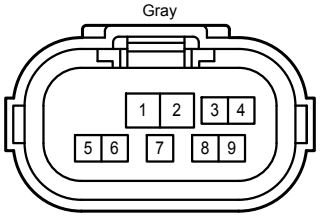

B 14
Black

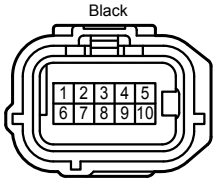

B 15
Black

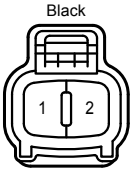

B 16
Black

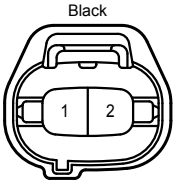

B 17
Gray

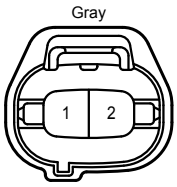

B 18
Black

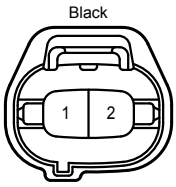

B 19
Gray

B 20
Gray



B 27
Black

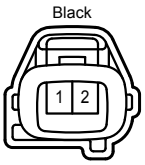

B 29
Black

B 30
Black

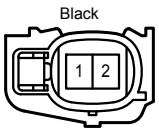

B 34
Dark Gray

B 36
Black

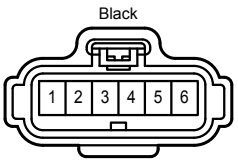

B 38
Black

B 45
Black



B 46
Blue

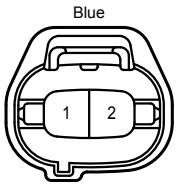

B 47
Black

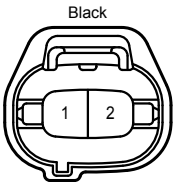

B 48
Black

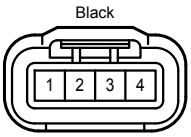

B 49
Black

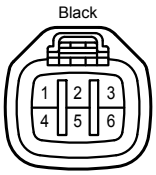

C 1
Black

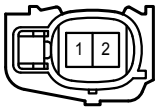

C 2
Gray

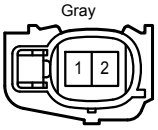

C 3
Black

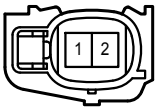

C 4
Black

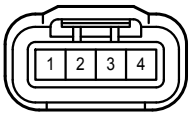

C 5
Gray

C 6
Black

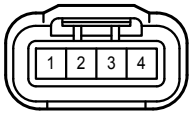

C 7
Black

D 1
White

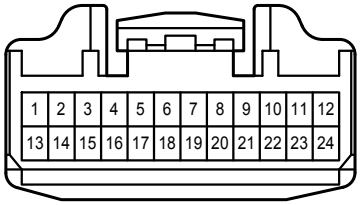

D 2
White



D 15
White

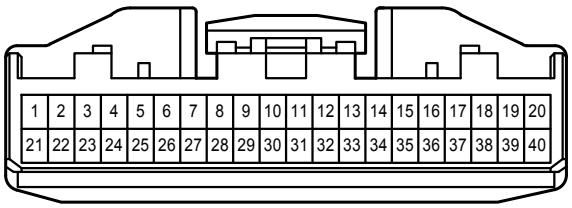

D 17
White

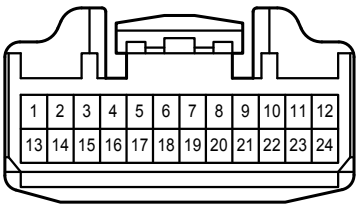

D 23
White

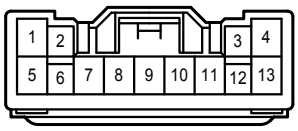

D 28
White

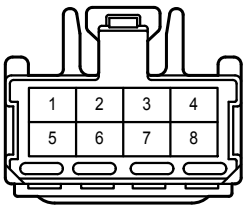

D 29
White

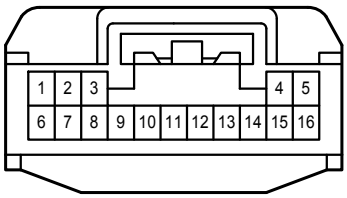

D 30
White

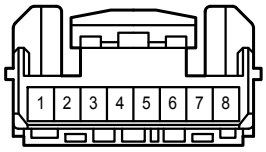

D 36
White

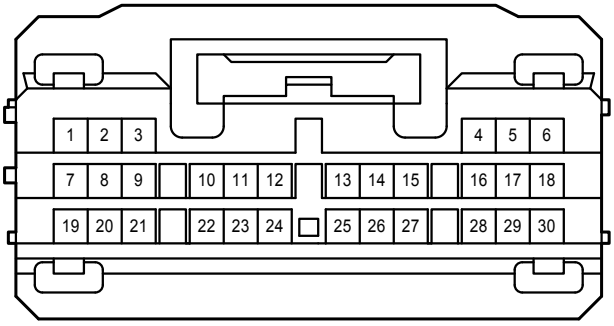

D 37
White

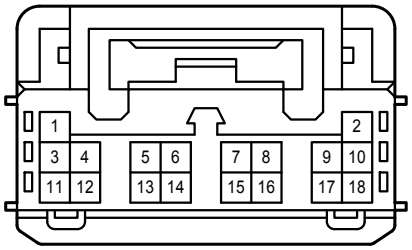

D 38
Black

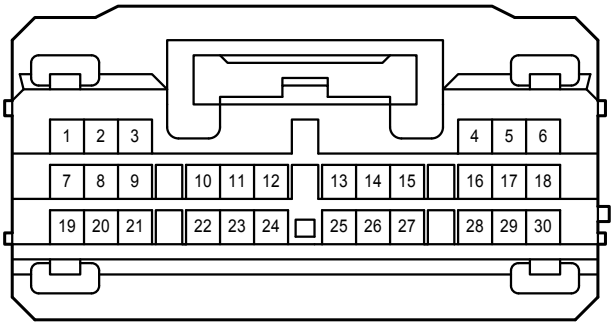

D 39
White

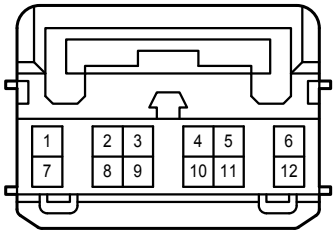

D 47
Black

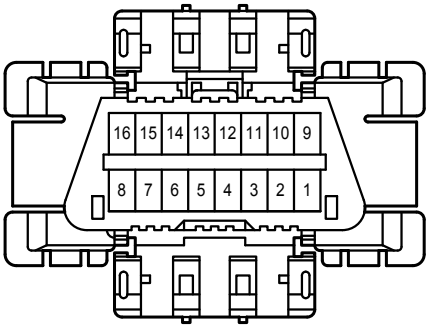

D 55
White

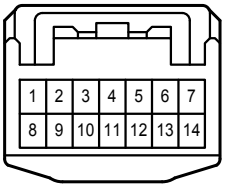

D 68
White

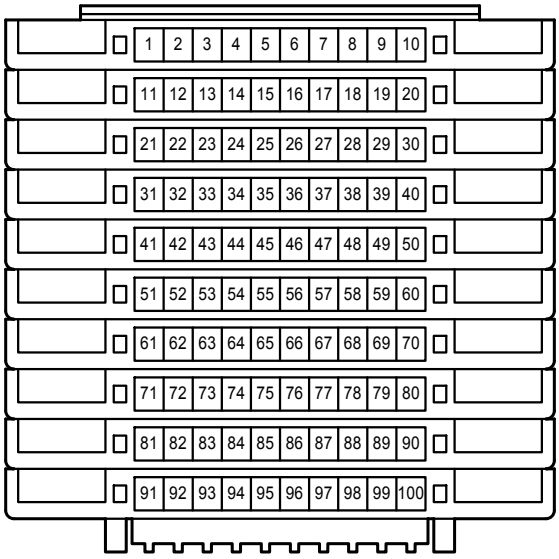

D 71
Gray

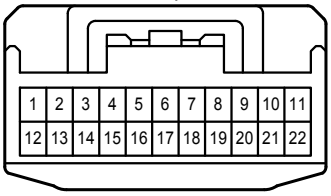

G 43
White

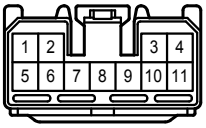

L 1
Black

1B
White

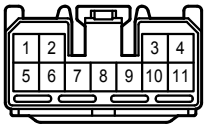

1C
Black

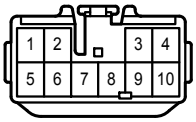

1D
White

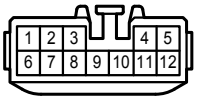

1E
Black

1F
White

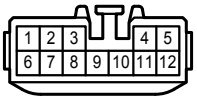

3A
White

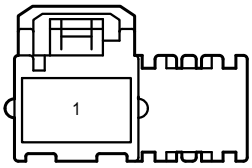

3B
White

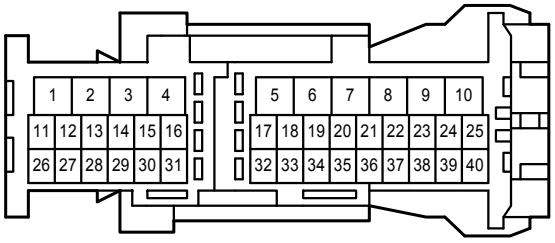

3C
White

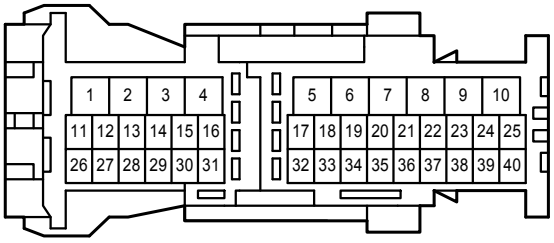

3D
White

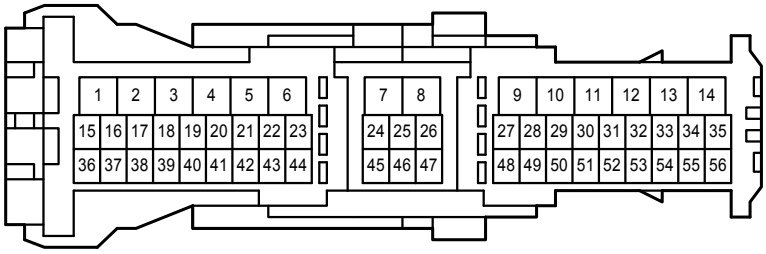

AD2
White

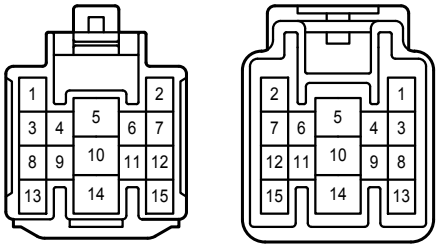

AD3
White

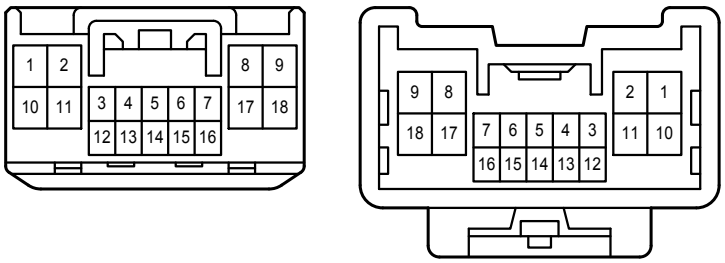

AD4
Blue

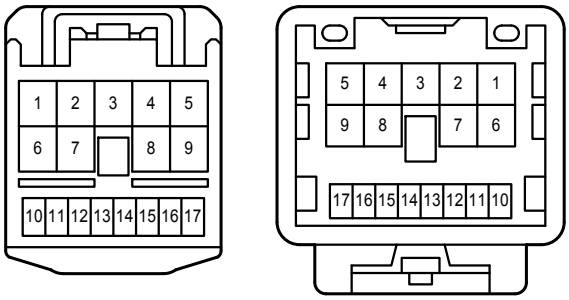

AD5
Gray

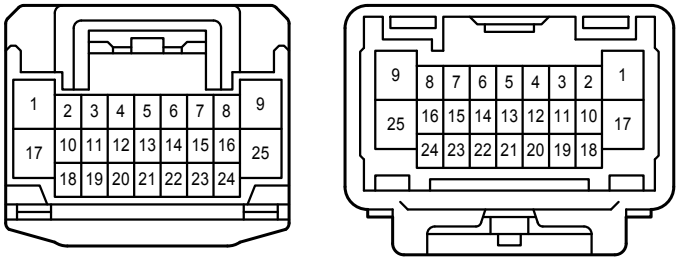

AG1
White

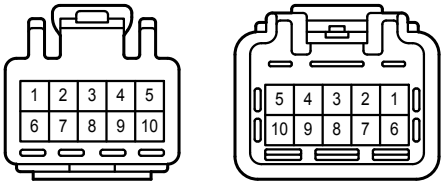

BC1
White

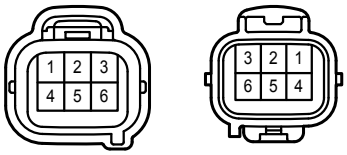

BC2
Black


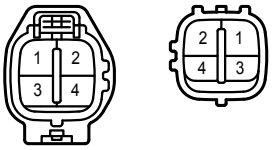
GL1
Dark Gray